


**Vinfoil Infigo SF110 GF
module for
offset Gloss Foil application**





STAPER EUROPE GMBH



What is Gloss Foil (GF)

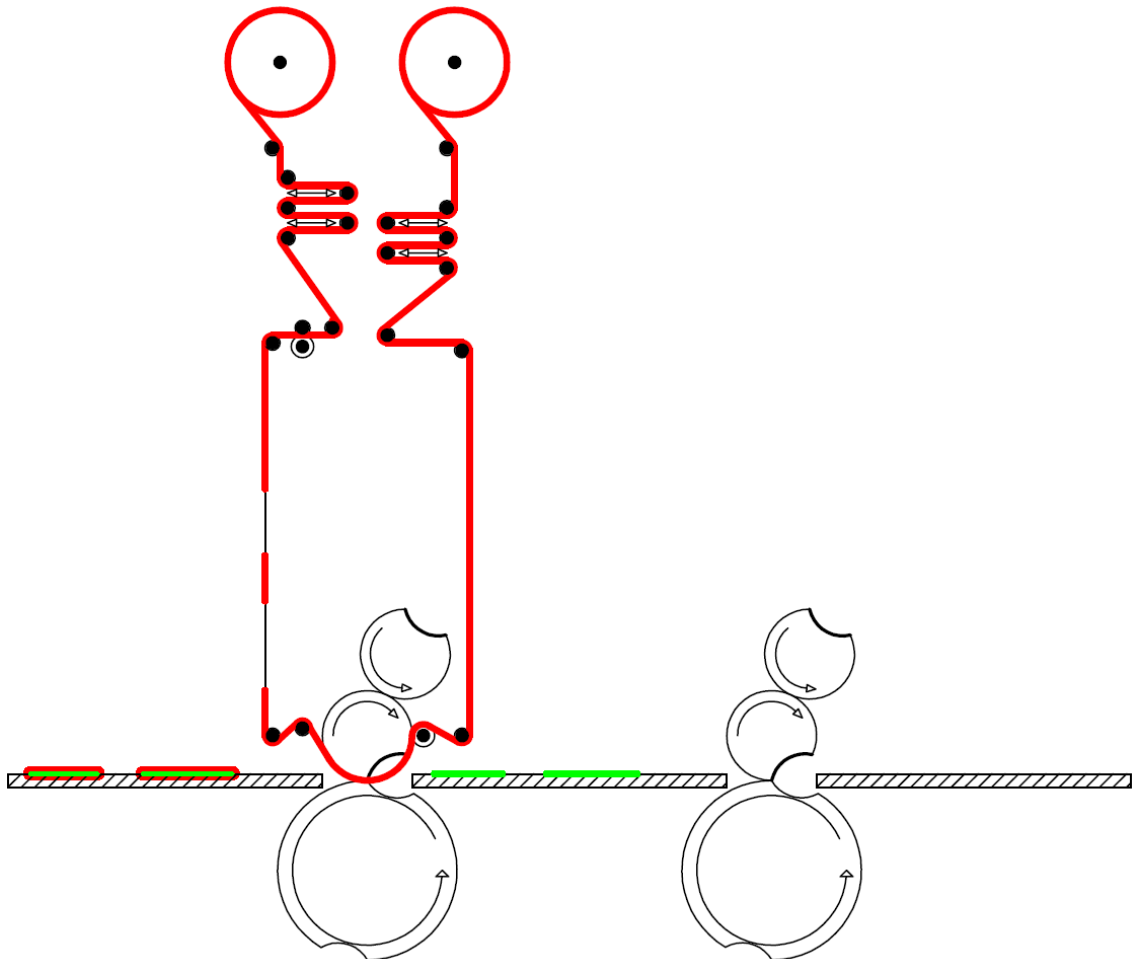
Gloss foil transfer is a process in which aluminum, transported on a metalized polyester carrier, is applied on paper or cardboard in a conventional offset printing press without the use of heat. Adhesive is first printed on the paper sheet by means of the standard offset printing unit, while on the following printing unit the metalized coating of the polyester carrier is transferred only to the areas where the adhesive has been applied. The result is a silver or gold glossy layer on certain parts of the printed sheet.

Highlights Infigo SF110GF

- § Fully automatic foil changeover (optional). During the automatic glue cycles the paper feeding on the mother press will be stopped for maximum 2 minutes.
- § Because of the unique DFD (Direct Foil Drive) unit, a speed of up to 18.000 sheets/hour is achievable with the best cold foil printing result (depending on printing press, paper/carton, foil, adhesive and blankets)
- § The foil web can (optionally) be cut before the turning bar, effecting production with a maximum of 5 separate smaller webs. By sliding this turning bar backwards and forwards, the cut web can be exactly positioned on the paper where it needs to be foiled. Fully automatic foil changeover can still be done
- § Changing the foil reel takes place at ground level with an electrical roll manipulator – enabling a very easy and safe operation
- § The very sensitive metal layer of the cold foil never comes into contact with any part of the Infigo unit; therefore the foil never gets damaged. This guarantees the best quality of the cold foil printing with less metal dust on the printing press
- § Foil waste is cut and transported away to the foil waste material separator. The air filtering unit, with automatic filter cleaning system and integrated fire protection system is standard. The outside hydraulic press container can be rented locally or delivered as option (see option price list)

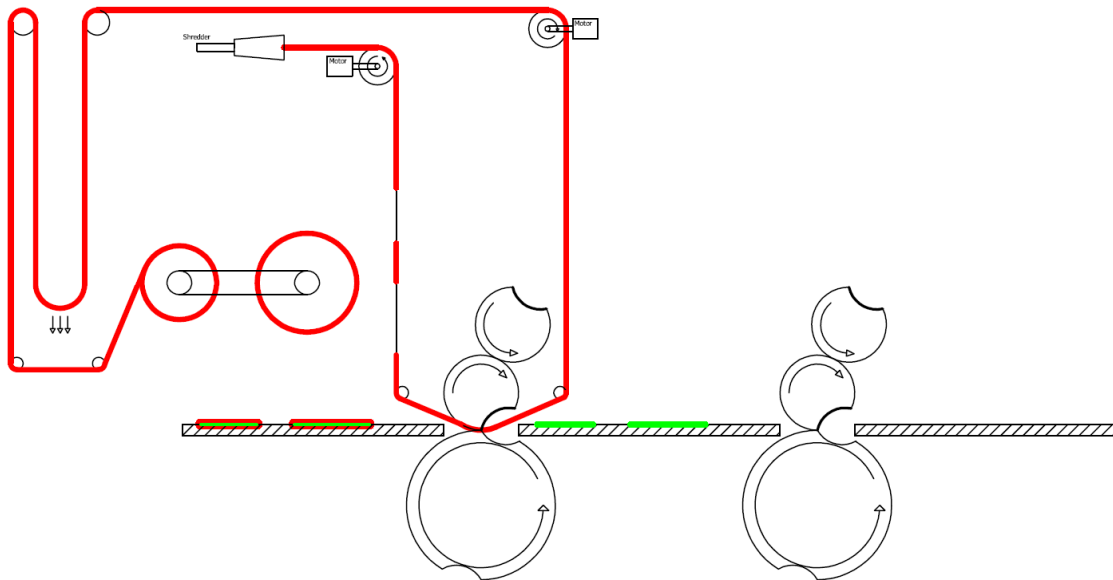
The principle of competitive Gloss Foil systems

- § No foil drive at the moment both cylinder gaps are facing each other
- § The dancer principle damages the sensitive metal layer of the foil, causing excessive metal dust on the printing press
- § Unbalance in the unwinding foil core directly influences the printing quality
- § Changing the unwinding foil reel takes place at high level – a very complicated and unsafe operation
- § The same situation for changing the rewinding foil reel (weigh: approx. 400 kg)
- § The production needs to be stopped for 20-30 minutes for changing the foil reels



The principle of Vinfoil


- § Direct foil drive during the moment both cylinder gaps are facing each other
- § Vacuum technique ensures that the sensitive metal layer of the gloss foil never gets damaged
- § The under-pressure storage buffer ensures that the unbalance in the unwinding foil cores doesn't influence on the printing result
- § Changing the jumbo reel takes place at ground level with an electrical hoist – very easy and safe operation
- § No wasted foil cores
- § Fully automatic foil reel change-over with production stop for maximum 2 minutes.



Description of all individual Infigo sections

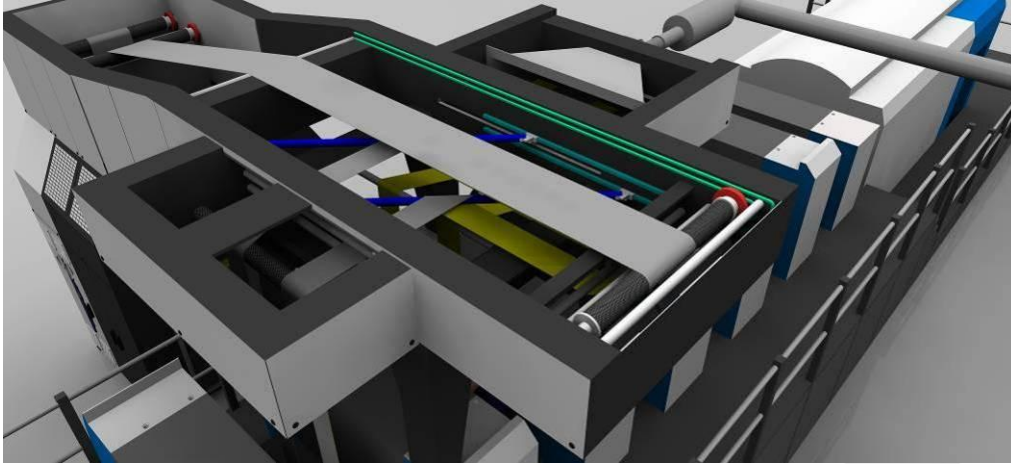
Foil Loading Station (FLS)

- § Foil storage – under-pressure controlled – for leveling out the unbalance in the foil supply during the production with high speed and for a perfect web tension
- § Vacuum rollers, driven by Bosch Rexroth servo motors, ensures that the sensitive metal layer of the cold foil never gets damaged
- § Electrical roll manipulator for easy loading and unloading the foil reels
- § Optional:
 - Ø Vacuum bar to prepare the new foil reel for the automatic glue cycles
 - Ø During the automatic glue cycles the paper feeding on the mother press will be stopped for maximum 2 minutes



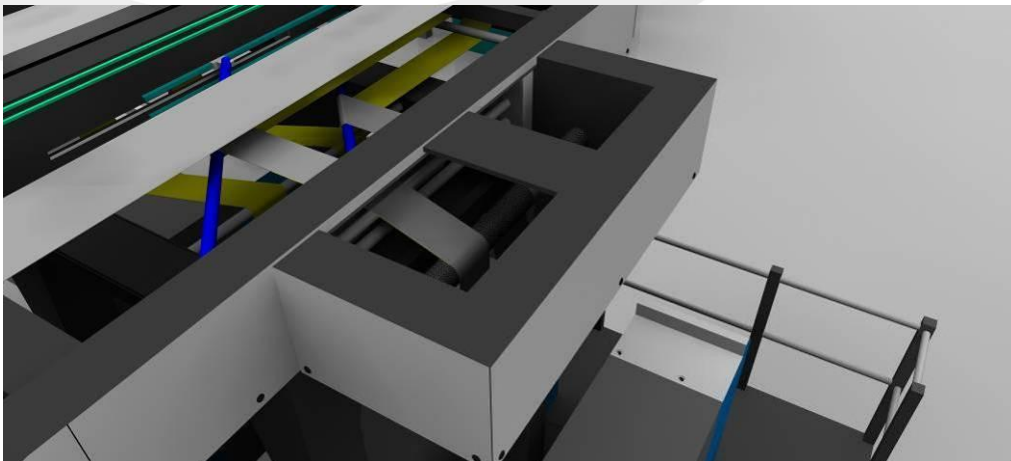
Cross Section (CS)

- § This module will be delivered with 1 turning bar as standard
- § With the optional cutting equipment and additional turning bar equipment, up to 5 webs can be produced. When the cross bar is moved, the sliced webs can be located at any location on the to be printed sheet
- § Motorized foil pull-in systems from foil loading station to the cross section




Direct Foil Drive (DFD)

- § The foil web speed is controlled by 2 Bosch Rexroth servo motors – these motors are controlled by an encoder mounted on the printing press, thus guaranteeing a very precise synchronization of the foil web with the speed of the printing press
- § Electronically adjustable web tension



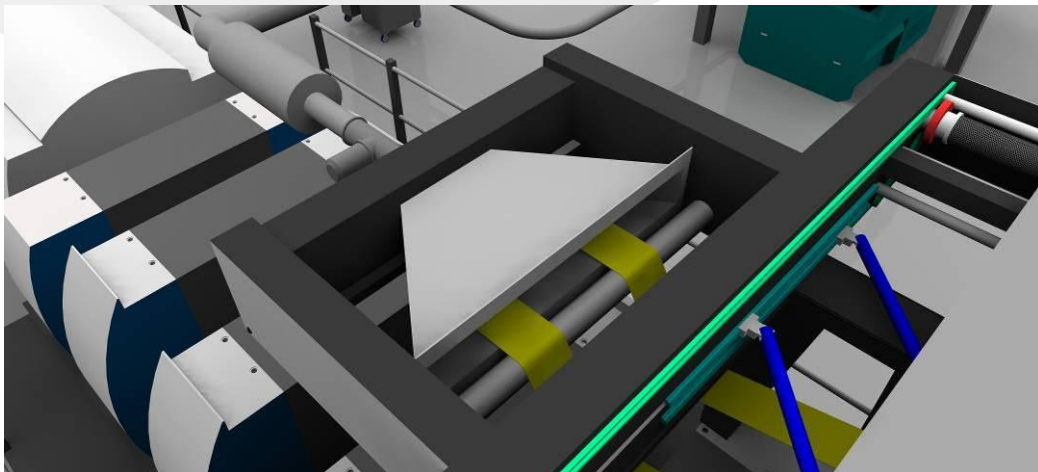
Web Splitting (WS)

- § With this technique foil consumption can be saved up to 65%
- § With rolls with full width, production can be done on full speed
- § The foil web can be split before the turning bar up to a maximum of 5 webs (optional). The width of each web is adjustable. The total width of the foil core is the total of all sliced webs.
- § Fully automatic foil changeover still available




Foil Waste Cutter (FWC)

- § After the printing process, the used Gloss Foil is sucked in a funnel and after that cut in little pieces
- § The sliced foil is sucked away by air transport through a piping system to the material separator




Foil Waste Removal (FWR)

- § The standard material separator drops the waste foil into an outside hydraulic press container. This press container can be rented locally or delivered as option (see option price list)



- § The air filtering unit, with integrated automatic filter cleaning system and fire protection system is standard



Specifications

Power / air

§ Power voltage	400 V / 50 Hz
§ Total power supply	30 kW
§ Air supply	6 bar

General specifications

§ Total length (foil loading side)	2400 mm
§ Total width	1850 mm
§ Total height (depending on type machine and elevation height)	3600-3900 mm
§ Total net weight	6 t

Specifications Direct Foil Drive

§ Maximum foil roll diameter	450 mm
§ Foil core diameter	6"
§ Maximum foil width	1100 mm
§ Minimum foil width	150 mm
§ Minimum foil width after the cutting device (optional)	100 mm
§ Max. speed (depending on printing press, paper/carton, foil, adhesive and blankets)	18.000 sheets/hour

Specifications filter system

§ Filter system (L x W x H)	1655 x 800 x 2155 mm
§ Total net weight filter system	1500 kg

The machine is delivered with the European safety certificate CE.

SPECIFICATIONS ARE SUBJECT TO CHANGE WITHOUT NOTICE

